

# COVID-19: summary for Collier County

Data through Aug 31, 2020 verified as of Sep 1, 2020 at 09:25 AM

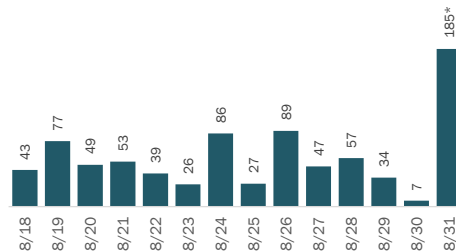
Data in this report are provisional and subject to change.

## Cases: people with positive PCR or antigen test result

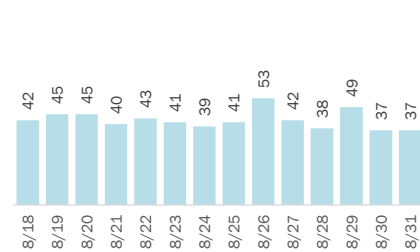
<b>Total cases</b>	<b>11,796</b>
Florida residents	11,691
Non-Florida residents	105
<b>Type of case</b>	
PCR positive	11,007
Antigen positive	684
<b>Gender for Florida residents</b>	
Men	5,696
Women	5,950
Unknown	45
<b>Age for Florida residents</b>	
Range	0 - 104
Median age	40

## Cases in Florida residents by date case confirmed

Cases



Median age



\* Includes a one-time historical data submission of 128 cases from a large laboratory (some counties were not significantly affected). The number of new cases on 8/31 excluding the historical data submission was 57.

Race, ethnicity	Cases	Hospitalizations	Deaths
White	5,808 (50%)	549 (65%)	125 (71%)
Hispanic	3,213 (27%)	228 (27%)	28 (16%)
Non-Hispanic	2,094 (18%)	297 (35%)	89 (50%)
Unknown ethnicity	501 (4%)	24 (3%)	8 (5%)
Black	723 (6%)	84 (10%)	15 (8%)
Hispanic	42 (0%)	1 (0%)	0 (0%)
Non-Hispanic	617 (5%)	82 (10%)	13 (7%)
Unknown ethnicity	64 (1%)	1 (0%)	2 (1%)
Other	1,339 (11%)	87 (10%)	9 (5%)
Hispanic	909 (8%)	68 (8%)	7 (4%)
Non-Hispanic	248 (2%)	16 (2%)	1 (1%)
Unknown ethnicity	182 (2%)	3 (0%)	1 (1%)
Unknown race	3,821 (33%)	125 (15%)	28 (16%)
Hispanic	568 (5%)	30 (4%)	2 (1%)
Non-Hispanic	81 (1%)	5 (1%)	2 (1%)
Unknown ethnicity	3,172 (27%)	90 (11%)	24 (14%)
<b>Total</b>	<b>11,691</b>	<b>845</b>	<b>177</b>

## Outcomes for Florida residents

Collier	
Hospitalizations	845 (7% of all cases)
Deaths	177 (2% of all cases)
New deaths	1

## Statewide

Hospitalizations	38,859 (6% of all cases)
Deaths	11,374 (2% of all cases)
New deaths	187

New deaths are those identified since last report.

## Cases in facility staff/residents

Collier	
Long-term care	644 (6% of all cases)
Correctional	78 (1% of all cases)

## Statewide

Long-term care	40,205 (6% of all cases)
Correctional	20,410 (3% of all cases)

Age group	All cases	New cases (8/31)	Hospitalizations	Deaths
0-4 years	319 (3%)	5 (3%)	14 (2%)	0 (0%)
5-14 years	604 (5%)	7 (4%)	5 (1%)	0 (0%)
15-24 years	1,939 (17%)	38 (21%)	32 (4%)	0 (0%)
25-34 years	1,896 (16%)	35 (19%)	60 (7%)	1 (1%)
35-44 years	1,972 (17%)	27 (15%)	94 (11%)	5 (3%)
45-54 years	1,869 (16%)	28 (15%)	118 (14%)	7 (4%)
55-64 years	1,422 (12%)	15 (8%)	123 (15%)	14 (8%)
65-74 years	833 (7%)	16 (9%)	135 (16%)	32 (18%)
75-84 years	543 (5%)	8 (4%)	155 (18%)	51 (29%)
85+ years	290 (2%)	4 (2%)	109 (13%)	67 (38%)
Unknown	4 (0%)	2 (1%)	0 (0%)	0 (0%)
<b>Total</b>	<b>11,691</b>	<b>185</b>	<b>845</b>	<b>177</b>

**Hospitalization** counts include anyone who was hospitalized at some point during their illness. It does not reflect the number of people currently hospitalized.

**Other race** includes any person with a race of American Indian/Alaskan native, Asian, native Hawaiian/Pacific Islander, or other.

# COVID-19: summary for Collier County

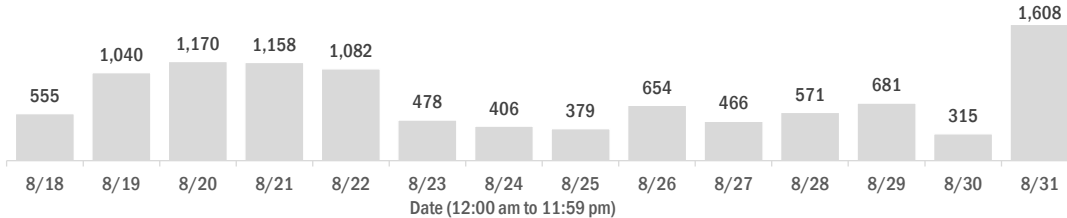
Data through Aug 31, 2020 verified as of Sep 1, 2020 at 09:25 AM

Data in this report are provisional and subject to change.

## Laboratory testing for Florida residents over the past 2 weeks

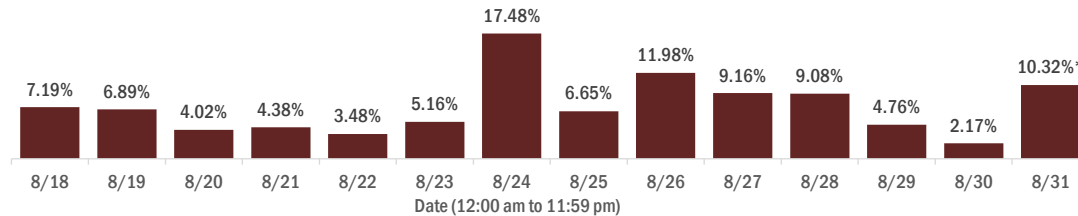
Number of Florida residents who tested negative per day

These counts include the number of people for whom the Department received negative PCR or antigen laboratory results by day. People who tested negative on multiple days will be included once for each day they are tested. Negative results for persons who has previously tested positive are excluded.



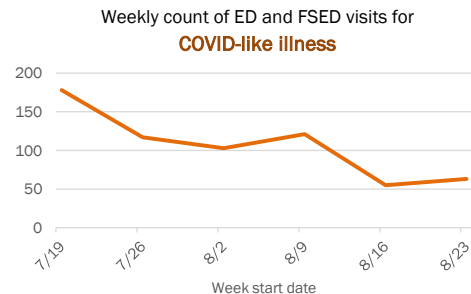
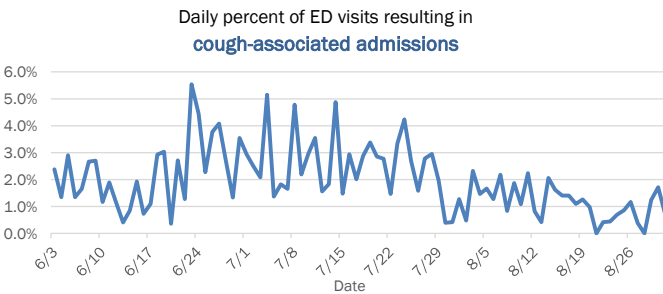
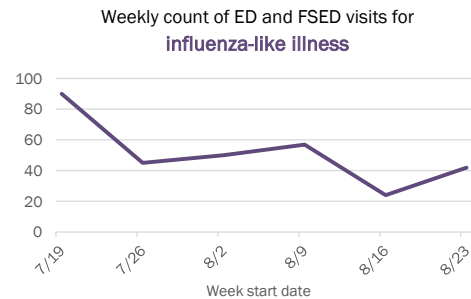
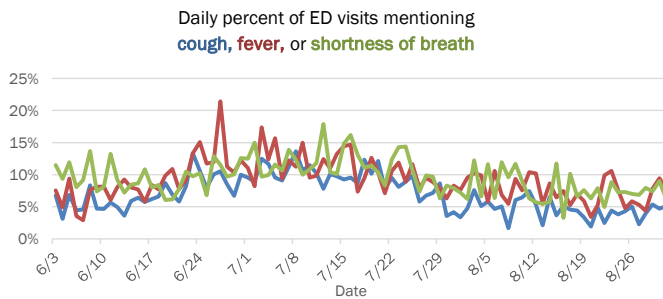
## Percent positivity for new cases in Florida residents

These counts include the number of Florida residents for whom the department received PCR or antigen laboratory results by day. This percent is the number of people who test positive for the first time divided by all the people tested that day, excluding people who have previously tested positive.



\* Includes a one-time historical data submission from a large laboratory that affected some counties. The percent positivity on 8/31 excluding the historical data submission was 6.85%.

## Emergency department (ED) and freestanding ED (FSED) chief complaint and admission data for Collier County



The Electronic Surveillance System for the Early Notification of Community-Based Epidemics (ESSENCE-FL) includes chief complaint data from 211 of 212 Florida EDs and 77 of 80 Florida FSEDs. Data are transmitted electronically to ESSENCE-FL daily or hourly.